

English

# Dell™ Metered Rack Power Distribution Unit (PDU) J521N

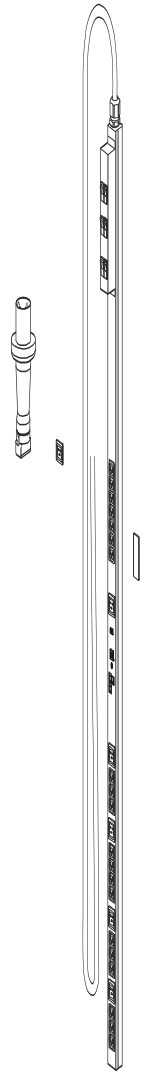
## Product Overview and Specifications

English  
Русский язык

Français  
简体中文

Español  
繁體中文

Deutsch  
한글



# Product Overview and Specifications

The Dell Metered Rack PDU distributes power to the devices in the rack.

**OUTLETS**— The Rack PDU has twenty (20) IEC-320-C13 outlets and six (6) IEC-320-C19 outlets.

**POWER CORD**— The Rack PDU has an 32 A, 5-pin IEC-309 power cord.

J521N

## Electrical

|                                  |                                                                                                         |
|----------------------------------|---------------------------------------------------------------------------------------------------------|
| Input connection                 | 32 A, 5-pin IEC-309                                                                                     |
| Acceptable input voltage         | 380 - 415 VAC +6%, -10%, 3-phase                                                                        |
| Maximum input current (phase)    | 32 A International; 24 A UL, C-UL (derated)                                                             |
| Input frequency                  | 50/60 Hz                                                                                                |
| Input power                      | 22.1 kVA International<br>17.2 UL, C-UL (derated)                                                       |
| Output voltage                   | 220 - 240 VAC (Line-to-Neutral)                                                                         |
| Output connections               | Twenty (20) IEC-320-C13;<br>Six (6) IEC-320-C19                                                         |
| Maximum output current (outlet)  | IEC-320-C13: 10 A; IEC-320-C19: 16 A International<br>IEC-320-C13: 12.8 A; IEC-320-C19: 12.8 A UL, C-UL |
| Maximum output current (phase)   | 32 A International; 24 A UL, C-UL (derated)                                                             |
| Maximum output current (breaker) | 16 A International;<br>12.8 A UL, C-UL (derated)                                                        |

## Physical

|                                    |                                                                                     |
|------------------------------------|-------------------------------------------------------------------------------------|
| Dimensions<br>(H x W x D)          | 162.5 x 5.5 x 4.6 cm<br>(64.0 x 2.2 x 1.7 in)<br>Depth at breakers: 9.4 cm (3.7 in) |
| Shipping dimensions<br>(H x W x D) | 187.5 x 22.6 x 13.5 cm<br>(73.8 x 8.9 x 5.3 in)                                     |
| Weight                             | 8.4 kg (18.5 lb)                                                                    |
| Shipping weight                    | 10.2 kg (22.5 lb)                                                                   |

## Environmental

|                                  |                                |
|----------------------------------|--------------------------------|
| Maximum elevation<br>(above MSL) |                                |
| Operating                        | 0 to 3048 m (0 to 10,000 ft)   |
| Storage                          | 0 to 15 240 m (0 to 50,000 ft) |
| Temperature                      |                                |
| Operating                        | 0 to 50°C (32 to 122°F)        |
| Storage                          | -15 to 60°C (5 to 140°F)       |
| Humidity                         |                                |
| Operating                        | 5 to 95%, non-condensing       |
| Storage                          | 5 to 95%, non-condensing       |

## Compliance

|               |                                                                                                                                                                                       |
|---------------|---------------------------------------------------------------------------------------------------------------------------------------------------------------------------------------|
| Safety        | UL, C-UL, VDE, IRAM, SABS, GOST-R, SONCAP, CE                                                                                                                                         |
| EMC           | FCC Part 15 Class A, ICES-003 Class A, VCCI-A,<br>EN 55022 Class A, EN 55024, EN 61000-3-2,<br>EN 61000-3-3, AS/NZS CISPR 22 Class A,<br>EU EMC DIRECTIVE 2004/108/EC—latest revision |
| Environmental | Dell 6T198<br>EU RoHS DIRECTIVE 2002/95/EC—latest revision                                                                                                                            |

**Information in this document is subject to change without notice.**

**© 2012 Dell Inc. All rights reserved.**

Reproduction of these materials in any manner whatsoever without the written permission of Dell Inc. is strictly forbidden.

Trademarks used in this text: *Dell*, and the *DELL* logo are trademarks of Dell Inc.

Other trademarks and trade names may be used in this document to refer to either the entities claiming the marks and names or their products. Dell Inc. disclaims any proprietary interest in trademarks and trade names other than its own.

Model J521N

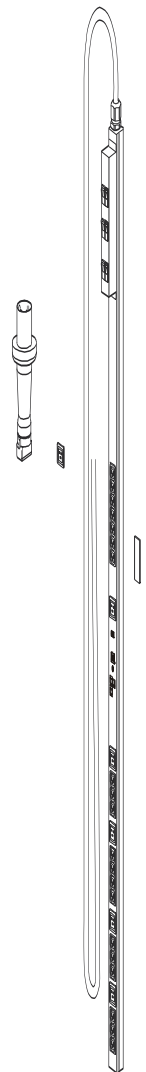
01/2012

Part Number 990-3872A

Français

Unité de distribution de l'alimentation (PDU) Dell™  
à monter en rack avec compteur  
J521N

Présentation et caractéristiques techniques du produit



# Présentation et caractéristiques techniques du produit

La PDU Dell à monter en rack avec compteur distribue l'alimentation aux dispositifs du rack.

PRISES DE COURANT— La PDU à monter en rack est dotée de vingt (20) prises CEI-320-C13 et de six (6) prises CEI-320-C19.

CORDON D'ALIMENTATION— La PDU est fournie avec un cordon d'alimentation CEI-309 de 32 A à 5 broches.

J521N

## Caractéristiques électriques

|                                                       |                                                                                                                    |
|-------------------------------------------------------|--------------------------------------------------------------------------------------------------------------------|
| Connexion d'entrée                                    | CEI-309, 32 A, 5 broches                                                                                           |
| Tension d'entrée admissible                           | 380 - 415 V c.a. + 6 %, - 10 %, triphasée                                                                          |
| Intensité maximale en entrée (phase)                  | 32 A international ; 24 A UL, C-UL (déclassé)                                                                      |
| Fréquence d'entrée                                    | 50/60 Hz                                                                                                           |
| Puissance d'entrée                                    | 22,1 kVA international<br>17,2 A UL, C-UL (déclassé)                                                               |
| Tension de sortie                                     | 220 - 240 V c.a. (phase - neutre)                                                                                  |
| Connexions de sortie                                  | Vingt (20) prises CEI-320-C13<br>Six (6) prises CEI-320-C19                                                        |
| Intensité maximale en sortie (prise)                  | CEI-320-C13 : 10 A ;<br>CEI-320-C19 : 16 A (international)<br>CEI-320-C13 : 12,8 A ; CEI-320-C19 : 12,8 A UL, C-UL |
| Intensité maximale en sortie (phase)                  | 32 A international ; 24 A UL, C-UL (déclassé)                                                                      |
| Intensité maximale du courant de sortie (disjoncteur) | 16 A (international)<br>12,8 A UL, C-UL (déclassé)                                                                 |

## Caractéristiques physiques

|                                          |                                                                                            |
|------------------------------------------|--------------------------------------------------------------------------------------------|
| Dimensions<br>(H × l × P)                | 162,5 x 5,5 x 4,6 cm<br>(64,0 x 2,2 x 1,7")<br>Profondeur aux disjoncteurs : 9,4 cm (3,7") |
| Dimensions à l'expédition<br>(H × l × P) | 187,5 x 22,6 x 13,5 cm<br>(73,8 x 8,9 x 5,3")                                              |
| Poids                                    | 8,4 kg                                                                                     |
| Poids à l'expédition                     | 10,2 kg                                                                                    |

## Spécifications environnementales

|                                                           |                             |
|-----------------------------------------------------------|-----------------------------|
| Altitude maximum<br>(au-dessus du niveau moyen de la mer) |                             |
| Conditions de fonctionnement                              | 0 à 3048 m                  |
| Conditions de stockage                                    | 0 à 15 240 m                |
| Température                                               |                             |
| Conditions de fonctionnement                              | 0 à 50°C                    |
| Conditions de stockage                                    | -15 à +60°C                 |
| Taux d'humidité                                           |                             |
| Conditions de fonctionnement                              | 5 à 95 %, sans condensation |
| Conditions de stockage                                    | 5 à 95 %, sans condensation |

## Conformité

|                                       |                                                                                                                                                                                                                            |
|---------------------------------------|----------------------------------------------------------------------------------------------------------------------------------------------------------------------------------------------------------------------------|
| Sécurité                              | UL, C-UL, VDE, IRAM, SABS, GOST-R, SONCAP, CE                                                                                                                                                                              |
| EMC (Compatibilité électromagnétique) | FCC Section 15 Classe A, ICES-003 Classe A, VCCI-A, EN 55022 Classe A, EN 55024, EN 61000-3-2, EN 61000-3-3, AS/NZS CISPR 22 Classe A, DIRECTIVE UE sur la compatibilité électromagnétique 2004/108/CE – dernière révision |
| Spécifications environnementales      | Dell 6T198<br>DIRECTIVE UE RoHS 2002/95/CE – dernière révision                                                                                                                                                             |

**Les informations de ce document peuvent être modifiées sans avis préalable.**

**© 2012 Dell Inc. Tous droits réservés.**

Reproduction of these materials in any manner whatsoever without the written permission of Dell Inc. is strictly forbidden.

Trademarks used in this text: *Dell*, and the *DELL* logo are trademarks of Dell Inc.

Other trademarks and trade names may be used in this document to refer to either the entities claiming the marks and names or their products. Dell Inc. disclaims any proprietary interest in trademarks and trade names other than its own.

Modèle J521N

01/2012

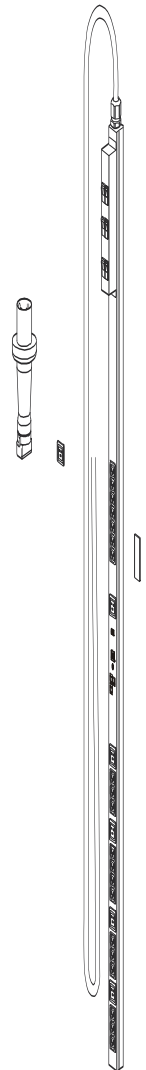
Référence 990-3872A



Español

Dell™ Metered Rack  
Power Distribution Unit (PDU)  
J521N

# Descripción general y especificaciones del producto



## Descripción general y especificaciones del producto

La Dell Metered Rack PDU (PDU de rack Dell con contador) distribuye la alimentación a los dispositivos del rack.

**TOMAS DE CORRIENTE**— La Rack PDU cuenta con veinte (20) tomas de corriente IEC-320-C13 y con seis (6) tomas de corriente IEC-320-C19.

**CABLE DE ALIMENTACIÓN**— La Rack PDU tiene un cable de alimentación IEC-309 de 5 clavijas y 32 A.

J521N

### Eléctricas

|                                                |                                                                                                         |
|------------------------------------------------|---------------------------------------------------------------------------------------------------------|
| Conexión de entrada                            | IEC-309 de 5 clavijas y 32 A                                                                            |
| Tensión de entrada aceptable                   | 380 - 415 V de CA +6%, -10%, trifásica                                                                  |
| Corriente máxima de entrada (fase)             | 32 A Internacional; 24 A UL, C-UL (limitada)                                                            |
| Frecuencia de entrada                          | 50/60 Hz                                                                                                |
| Potencia de entrada                            | 22,1 kVA Internacional<br>17,2 UL, C-UL (limitada)                                                      |
| Tensión de salida                              | 220 - 240 V de CA (fase a neutro)                                                                       |
| Conexiones de salida                           | Veinte (20) IEC-320-C13;<br>Seis (6) IEC-320-C19                                                        |
| Corriente máxima de salida (toma de corriente) | IEC-320-C13: 10 A; IEC-320-C19: 16 A Internacional<br>IEC-320-C13: 12,8 A; IEC-320-C19: 12,8 A UL, C-UL |
| Corriente máxima de salida (fase)              | 32 A Internacional; 24 A UL, C-UL (limitada)                                                            |
| Corriente máxima de salida (disyuntor)         | 16 A Internacional;<br>12,8 A UL, C-UL (limitada)                                                       |

### Físicas

|                                                                      |                                                                                                        |
|----------------------------------------------------------------------|--------------------------------------------------------------------------------------------------------|
| Dimensiones<br>(Altura x Anchura x Profundidad)                      | 162,5 x 5,5 x 4,6 cm<br>(64,0 x 2,2 x 1,7 pulg.)<br>Profundidad en los disyuntores: 9,4 cm (3,7 pulg.) |
| Dimensiones de salida de fábrica<br>(Altura x Anchura x Profundidad) | 187,5 x 22,6 x 13,5 cm<br>(73,8 x 8,9 x 5,3 pulg.)                                                     |
| Peso                                                                 | 8,4 kg (18,5 lb)                                                                                       |
| Peso de salida de fábrica                                            | 10,2 kg (22,5 lb)                                                                                      |

### Ambientales

|                                           |                              |
|-------------------------------------------|------------------------------|
| Altura máxima<br>(sobre el nivel del mar) |                              |
| Funcionamiento                            | 0 a 3048 m (0 a 10.000 ft)   |
| Almacenamiento                            | 0 a 15 240 m (0 a 50.000 ft) |
| Temperatura                               |                              |
| Funcionamiento                            | 0 a 50 °C (32 a 122 °F)      |
| Almacenamiento                            | -15 a 60 °C (5 a 140 °F)     |
| Humedad                                   |                              |
| Funcionamiento                            | 5 a 95%, sin condensación    |
| Almacenamiento                            | 5 a 95%, sin condensación    |

## Cumplimiento

|                |                                                                                                                                                                                        |
|----------------|----------------------------------------------------------------------------------------------------------------------------------------------------------------------------------------|
| Seguridad      | UL, C-UL, VDE, IRAM, SABS, GOST-R, SONCAP, CE                                                                                                                                          |
| EMC            | Parte 15 de las Normas de la FCC Clase A, VCCI-A, EN 55022 Clase A, EN 55024, EN 61000-3-2, EN 61000-3-3, AS/NZS CISPR 22 Clase A, DIRECTIVA EMC DE LA UE 2004/108/EC— última revisión |
| Medioambiental | Dell 6T198<br>DIRECTIVA RoHS DE LA UE 2002/95/EC— última revisión                                                                                                                      |

**La información en este documento está sujeta a cambios sin previo aviso.**

**© 2012 Dell Inc. Todos los derechos reservados.**

Reproduction of these materials in any manner whatsoever without the written permission of Dell Inc. is strictly forbidden.

Trademarks used in this text: *Dell*, and the *DELL* logo are trademarks of Dell Inc.

Other trademarks and trade names may be used in this document to refer to either the entities claiming the marks and names or their products. Dell Inc. disclaims any proprietary interest in trademarks and trade names other than its own.

Modelo J521N

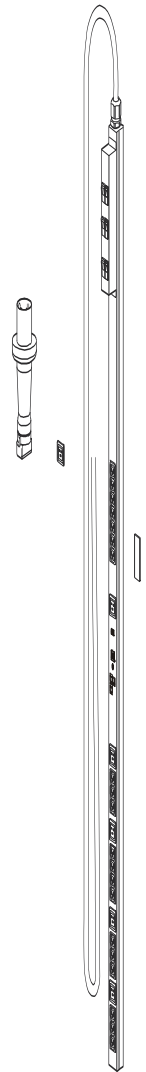
01/2012

Número de pieza 990-3872A

Deutsch

Dell™ Metered Rack  
Stromverteilerleiste (PDU)  
J521N

Produktübersicht und technische Daten



# Produktübersicht und technische Daten

Die Dell Metered Rack PDU verteilt Strom an die im Rack befindlichen Geräte.

**STROMAUSGÄNGE**— Die Rack PDU verfügt über zwanzig (20) IEC-320-C13-Stromausgänge und sechs (6) IEC-320-C19-Stromausgänge.

**NETZKABEL**— Die Rack PDU verfügt über ein 5-poliges 32-A-Netz Kabel vom Typ IEC-309.

J521N

## Elektrisch

|                                            |                                                                                                         |
|--------------------------------------------|---------------------------------------------------------------------------------------------------------|
| Eingangsanschluss                          | 32 A, 5-polig, IEC-309                                                                                  |
| Zulässige Eingangsspannung                 | 380 - 415 V~ +6%, -10%, 3-phasig                                                                        |
| Maximaler Eingangsstrom (Phase)            | 32 A international; 24 A UL, C-UL (unterbelastet)                                                       |
| Eingangsfrequenz                           | 50/60 Hz                                                                                                |
| Eingangsstrom                              | 22,1 kVA international<br>17,2 UL, C-UL (unterbelastet)                                                 |
| Ausgangsspannung                           | 220 - 240 V~ (Phase-Null)                                                                               |
| Ausgangsanschlüsse                         | Zwanzig (20) vom Typ IEC-320-C13;<br>Sechs (6) vom Typ IEC-320-C19                                      |
| Maximaler Ausgangsstrom (je Stromausgang)  | IEC-320-C13: 10 A; IEC-320-C19: 16 A international<br>IEC-320-C13: 12,8 A; IEC-320-C19: 12,8 A UL, C-UL |
| Maximaler Ausgangsstrom (Phase)            | 32 A international; 24 A UL, C-UL (unterbelastet)                                                       |
| Maximaler Ausgangsstrom (Überlastschalter) | 16 A international;<br>12,8 A UL, C-UL (unterbelastet)                                                  |

## Abmessungen und Gewichte

|                             |                                                                                                      |
|-----------------------------|------------------------------------------------------------------------------------------------------|
| Abmessungen<br>(H × B × T)  | 162,5 x 5,5 x 4,6 cm<br>(64,0 x 2,2 x 1,7 Zoll)<br>Tiefe an den Überlastschaltern: 9,4 cm (3,7 Zoll) |
| Versandgröße<br>(H × B × T) | 187,5 x 22,6 x 13,5 cm<br>(73,8 x 8,9 x 5,3 Zoll)                                                    |
| Gewicht                     | 8,4 kg (18,5 lb)                                                                                     |
| Versandgewicht              | 10,2 kg (22,5 lb)                                                                                    |

## Umgebungsbedingungen

|                                    |                                   |
|------------------------------------|-----------------------------------|
| Maximale Höhe<br>(über Normalnull) |                                   |
| Betrieb                            | 0 bis 3048 m (0 bis 10.000 Fuß)   |
| Lagerung                           | 0 bis 15 240 m (0 bis 50.000 Fuß) |
| Temperatur                         |                                   |
| Betrieb                            | 0 bis 50 °C (32 bis 122 °F)       |
| Lagerung                           | -15 bis 60 °C (5 bis 140 °F)      |
| Luftfeuchtigkeit                   |                                   |
| Betrieb                            | 5 bis 95 %, nicht kondensierend   |
| Lagerung                           | 5 bis 95 %, nicht kondensierend   |

## Konformität

|                      |                                                                                                                                                                                              |
|----------------------|----------------------------------------------------------------------------------------------------------------------------------------------------------------------------------------------|
| Sicherheit           | UL, C-UL, VDE, IRAM, SABS, GOST-R, SONCAP, CE                                                                                                                                                |
| EMC                  | FCC Teil 15 Klasse A, ICES-003 Klasse A, VCCI-A,<br>EN 55022 Klasse A, EN 55024, EN 61000-3-2,<br>EN 61000-3-3, AS/NZS CISPR 22 Klasse A,<br>EU EMC-RICHTLINIE 2004/108/EG – neueste Fassung |
| Umgebungsbedingungen | Dell 6T198<br>EU RoHS-RICHTLINIE 2002/95/EG – neueste Fassung                                                                                                                                |

**Die in diesem Dokument enthaltenen Informationen können jederzeit unangekündigt geändert werden.  
© 2012 Dell Inc. Alle Rechte vorbehalten.**

Reproduction of these materials in any manner whatsoever without the written permission of Dell Inc. is strictly forbidden.

Trademarks used in this text: *Dell*, and the *DELL* logo are trademarks of Dell Inc.

Other trademarks and trade names may be used in this document to refer to either the entities claiming the marks and names or their products. Dell Inc. disclaims any proprietary interest in trademarks and trade names other than its own.

Modell J521N


01/2012

Artikelnummer 990-3872A



Dell™ 측정 랙  
전력 분배기 (PDU)  
J521N

제품 개요 및 사양



## 제품 개요 및 사양

Dell 측정 랙 PDU는 랙에 있는 장치에 전력을 분배합니다.

출력 - 랙 PDU에는 20개의 IEC-320-C13 콘센트와 6개의 IEC-320-C19 콘센트가 있습니다.

전원 코드 - 랙 PDU에는 32 A, 5핀 IEC-309 전원 코드가 있습니다.

J521N

### 전기

|               |                                                                                                               |
|---------------|---------------------------------------------------------------------------------------------------------------|
| 입력 연결         | 32 A, 5핀 IEC-309                                                                                              |
| 허용 가능한 입력 전압  | 380 - 415 VAC +6%, -10%, 3위상                                                                                  |
| 최대 입력 전류(위상)  | 32 A International, 24 A UL, C-US (derated)                                                                   |
| 입력 주파수        | 50/60 Hz                                                                                                      |
| 입력 전력         | 22.1 kVA International<br>17.2 UL, C-UL (derated)                                                             |
| 출력 전압         | 220~240 VAC (라인 대 뉴트럴)                                                                                        |
| 출력 연결         | IEC-320-C13 20개:<br>IEC-320-C19 6개:                                                                           |
| 최대 출력 전류(출력)  | IEC-320-C13: 10 A: IEC-320-C19:<br>16 A International<br>IEC-320-C13: 12.8 A: IEC-320-C19: 12.8 A<br>UL, C-UL |
| 최대 출력 전류(위상)  | 32 A International, 24 A UL, C-US (derated)                                                                   |
| 최대 출력 전류(차단기) | 16 A International,<br>12.8 A UL, C-UL (derated)                                                              |

### 치수 및 중량

|                           |                                                                            |
|---------------------------|----------------------------------------------------------------------------|
| 크기<br>(높이 x 가로 x 세로)      | 162.5 x 5.5 x 4.6 cm<br>(64.0 x 2.2 x 1.7 in)<br>차단기에서 길이: 9.4 cm (3.7 in) |
| 운송 시 규격<br>(높이 x 가로 x 세로) | 187.5 x 22.6 x 13.5 cm<br>(73.8 x 8.9 x 5.3 in)                            |
| 중량                        | 8.4 kg (18.5 lb)                                                           |
| 선적 중량                     | 10.2 kg (22.5 lb)                                                          |

### 사용 환경

|                                   |                                                   |
|-----------------------------------|---------------------------------------------------|
| 최대 고도<br>(MSL 이상)<br>작동 시<br>보관 시 | 0~3048 m (0~10,000 ft)<br>0~15240 m (0~50,000 ft) |
| 온도<br>작동 시<br>보관 시                | 0~50 °C (32~122 °F)<br>-15~65 °C (5~140 °F)       |
| 습도<br>작동 시<br>보관 시                | 5~95 %(비응축)<br>5~95 %(비응축)                        |

## 준수 규격

|       |                                                                                                                                                         |
|-------|---------------------------------------------------------------------------------------------------------------------------------------------------------|
| 안전    | UL, C-UL, VDE, IRAM, SABS, GOST-R, SONCAP, CE                                                                                                           |
| EMC   | FCC 제15조 클래스 A, ICES-003 클래스 A, VCCI-A, EN 55022 클래스 A, EN 55024, EN 61000-3-2, EN 61000-3-3, AS/NZS CISPR 22 클래스 A, EU EMC DIRECTIVE 2004/108/EC-최신 개정 |
| 사용 환경 | Dell 6T198<br>EU RoHS DIRECTIVE 2002/95/EC-최신 개정                                                                                                        |

본 문서의 내용은 예고 없이 변경될 수 있습니다.  
© 2012 Dell Inc. 모든 판권 소유.

Reproduction of these materials in any manner whatsoever without the written permission of Dell Inc. is strictly forbidden.

Trademarks used in this text: *Dell*, and the *DELL* logo are trademarks of Dell Inc.

Other trademarks and trade names may be used in this document to refer to either the entities claiming the marks and names or their products. Dell Inc. disclaims any proprietary interest in trademarks and trade names other than its own.

모델 J521N

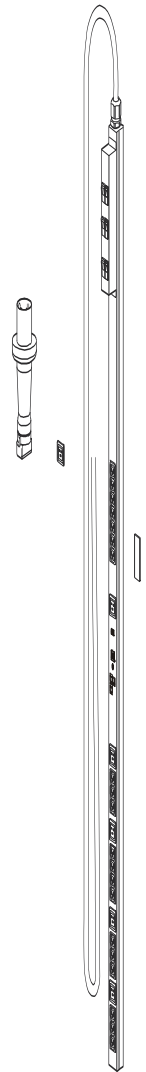
01/2012

부품 번호 990-3872A

Русский язык

Стойка с функцией измерения Dell™  
Блок распределения питания (PDU)  
J521N

Описание изделия и характеристики



## Описание изделия и характеристики

Блок распределения питания предназначен для подачи питания устройств, установленных в стойке с функцией измерения.

РОЗЕТКИ— Блок распределения питания для монтажа в стойку имеет двадцать (20) разъемов IEC-320-C13 и шесть (6) разъемов IEC-320-C19.

СИЛОВОЙ КАБЕЛЬ— Блок распределения питания имеет силовой кабель 32 А, 5-контактный IEC-309.

J521N

### Электрические компоненты

|                                         |                                                                                                                     |
|-----------------------------------------|---------------------------------------------------------------------------------------------------------------------|
| Входное соединение                      | 32 А, 5-контакт. IEC-309                                                                                            |
| Допустимое входное напряжение           | 380 – 415 В переменного тока +6 %, –10 %, 3-фазное                                                                  |
| Максимальный входной ток (по фазам)     | 32 А международный стандарт, 24 А UL, C-UL (с пониженными характеристиками)                                         |
| Входная частота                         | 50/60 Гц                                                                                                            |
| Входная мощность                        | 22,1 кВА международный стандарт<br>17,2 UL, C-UL (с пониженными характеристиками)                                   |
| Выходное напряжение                     | 220 – 240 В переменного тока (с линии на нейтраль)                                                                  |
| Выходные соединения                     | Двадцать (20) IEC-320-C13;<br>Шесть (6) IEC-320-C19                                                                 |
| Максимальный выходной ток (розетка)     | IEC-320-C13: 10 А; IEC-320-C19: 16 А<br>международный стандарт<br>IEC-320-C13: 12,8 А; IEC-320-C19: 12,8 А UL, C-UL |
| Максимальный выходной ток (по фазам)    | 32 А международный стандарт, 24 А UL, C-UL (с пониженными характеристиками)                                         |
| Максимальный выходной ток (выключатель) | 16 А международный стандарт;<br>12,8 А UL, C-UL (с пониженными характеристиками)                                    |

### Физические параметры

|                                         |                                                        |
|-----------------------------------------|--------------------------------------------------------|
| Габаритные размеры (В x Ш x Г)          | 162,5 x 5,5 x 4,6 см<br>Глубина у выключателей: 9,4 см |
| Размеры при транспортировке (В x Ш x Г) | 187,5 x 22,6 x 13,5 см                                 |
| Вес                                     | 8,4 кг                                                 |
| Вес брутто                              | 10,2 кг                                                |

### Параметры окружающей среды

|                                                |                           |
|------------------------------------------------|---------------------------|
| Максимальная высота (над средним уровнем моря) |                           |
| Эксплуатация                                   | 0 – 3048 м                |
| Хранение                                       | 0 – 15 240 м              |
| Температура                                    |                           |
| Эксплуатация                                   | 0 – 50 °С                 |
| Хранение                                       | –15 – 60 °С               |
| Влажность                                      |                           |
| Эксплуатация                                   | 5 – 95 %, без конденсации |
| Хранение                                       | 5 – 95 %, без конденсации |

### **Соответствие техническим условиям**

|                            |                                                                                                                                                                                   |
|----------------------------|-----------------------------------------------------------------------------------------------------------------------------------------------------------------------------------|
| Безопасность               | UL, C-UL, VDE, IRAM, SABS, GOST-R, SONCAP, CE                                                                                                                                     |
| EMC                        | FCC часть 15 класс А, ICES-003 класс А, VCCI-A, EN 55022 класс А, EN 55024, EN 61000-3-2, EN 61000-3-3, AS/NZS CISPR 22 класс А, Директива EU EMC 2004/108/EC – последнее издание |
| Параметры окружающей среды | Dell 6T198<br>Директива EU RoHS 2002/95/EC – последнее издание                                                                                                                    |

**Вся информация, приведенная в этом документе, может быть изменена без предварительного уведомления.  
© 2012 Dell Inc. Все права защищены.**

Reproduction of these materials in any manner whatsoever without the written permission of Dell Inc. is strictly forbidden.

Trademarks used in this text: *Dell*, and the *DELL* logo are trademarks of Dell Inc.

Other trademarks and trade names may be used in this document to refer to either the entities claiming the marks and names or their products. Dell Inc. disclaims any proprietary interest in trademarks and trade names other than its own.

Модель J521N

01/2012

Артикул 990-3872A

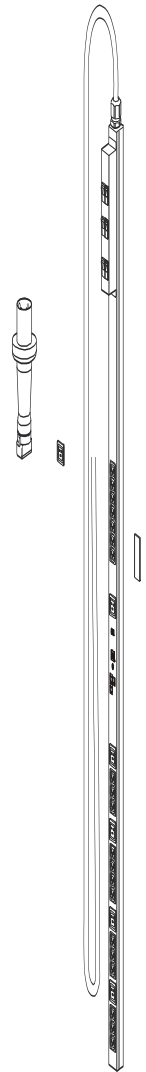


简体中文

Dell 测控机架  
配电单元 (PDU)

J521N

产品概述和规格



## 产品概述和规格

Dell 测控机架 PDU 为机架中的设备配电。

输出插口 - 该 PDU 具有二十 (20) 个 IEC-320-C13 插孔和六 (6) 个 IEC-320-C19 插孔。

电源线 - 机架 PDU 带有一根 32 A、5 引脚的 IEC-309 电源线。

J521N

### 电气

|               |                                                                                                   |
|---------------|---------------------------------------------------------------------------------------------------|
| 输入连接          | 32 A, 5 引脚 IEC-309                                                                                |
| 容许输入电压        | 380 - 415 VAC +6%, -10%, 3 相                                                                      |
| 最大输入电流 (相)    | 32 A (国际); 24 A UL, C-UL (降低额定值)                                                                  |
| 输入频率          | 50/ 60 Hz                                                                                         |
| 输入功率          | 22.1 kVA (国际)<br>17.2 UL, C-UL (降低额定值)                                                            |
| 输出电压          | 220-240 VAC (相电压)                                                                                 |
| 输出连接          | 二十 (20) IEC-320-C13:<br>六 (6) IEC-320-C19                                                         |
| 最大输出电流 (输出插口) | IEC-320-C13: 10 A; IEC-320-C19: 16 A (国际)<br>IEC-320-C13: 12.8 A;<br>IEC-320-C19: 12.8 A UL, C-UL |
| 最大输出电流 (相)    | 32 A (国际); 24 A UL, C-UL (降低额定值)                                                                  |
| 最大输出电流 (断路器)  | 16 A (国际);<br>12.8 A UL, C-UL (降低额定值)                                                             |

### 物理尺寸

|                     |                                                                         |
|---------------------|-------------------------------------------------------------------------|
| 外形尺寸<br>(高 x 宽 x 深) | 162.5 x 5.5 x 4.6 cm<br>(64.0 x 2.2 x 1.7 英寸)<br>断路器深度: 9.4 cm (3.7 英寸) |
| 运输尺寸<br>(高 x 宽 x 深) | 187.5 x 22.6 x 13.5 cm<br>(73.8 x 8.9 x 5.3 英寸)                         |
| 重量                  | 8.4 kg (18.5 cccc)                                                      |
| 运输重量                | 10.2 kg (22.5 磅)                                                        |

### 环境规格

|                  |                             |
|------------------|-----------------------------|
| 最大海拔高度<br>(海平面上) | 0 至 3048 m (0 至 10,000 英尺)  |
| 工作时              | 0 至 50° C (32 至 122° F)     |
| 存储               | 0 至 15240 m (0 至 50,000 英尺) |
| 温度               | 0 至 50° C (32 至 122° F)     |
| 工作时              | -15 至 60° C (5 至 140° F)    |
| 存储               | -15 至 60° C (5 至 140° F)    |
| 湿度               | 5% 至 95%, 非冷凝状态             |
| 工作时              | 5% 至 95%, 非冷凝状态             |
| 存储               | 5% 至 95%, 非冷凝状态             |

## 安全认证

|      |                                                                                                                                                 |
|------|-------------------------------------------------------------------------------------------------------------------------------------------------|
| 安全信息 | UL、C-UL、VDE、IRAM、SABS、GOST-R、SONCAP, CE                                                                                                         |
| EMC  | FCC 第 15 部分 A 类、ICES-003 A 类、VCCI-A、<br>EN 55022 A 类、EN 55024、EN 61000-3-2、<br>EN 61000-3-3, AS/NZS CISPR 22 A 类。<br>EU EMC 指令 2004/108/EC 柜环掳媞 |
| 环境规格 | De11 6T198<br>EU RoHS 指令 2002/95/EC 柜环掳媞                                                                                                        |

本文件中的信息如有变更，恕不另行通知。  
© 2012 Dell Inc. 保留所有权利。

Reproduction of these materials in any manner whatsoever without the written permission of Dell Inc. is strictly forbidden.

Trademarks used in this text: *Dell*, and the *DELL* logo are trademarks of Dell Inc.

Other trademarks and trade names may be used in this document to refer to either the entities claiming the marks and names or their products. Dell Inc. disclaims any proprietary interest in trademarks and trade names other than its own.

型号 J521N

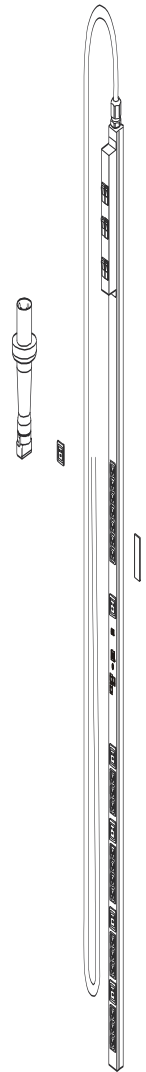
01/2012

部件号 990-3872A

繁體中文

Dell 含儀表之機架式  
配電裝置 (PDU)  
J521N

產品概述與規格



## 產品概述與規格

De11 含儀表之機架式 PDU 會將電源分配至機架中的裝置。

插座 - 機架式 PDU 具備二十 (20) 個 IEC-320-C13 插座與六 (6) 個 IEC-320-C19 插座。

電源線 - 機架式 PDU 具備一條 32 A 的 5 針 IEC-309 電源線。

J521N

### 電氣規格

|                |                                                                                                        |
|----------------|--------------------------------------------------------------------------------------------------------|
| 輸入接線           | 32 A 的 5 針 IEC-309                                                                                     |
| 可接受的輸入電壓       | 380 - 415 VAC +6% , -10% , 3 相                                                                         |
| 最大輸入電流 ( 相 )   | 32 A 國際 , 24 A UL , C-UL ( 降低額定值 )                                                                     |
| 輸入頻率           | 50/60 Hz                                                                                               |
| 輸入電源           | 22.1 kVA 國際<br>17.2 UL , C-UL ( 降低額定值 )                                                                |
| 輸出電壓           | 220-240 VAC ( 線路至中線 , Line-to-Neutral )                                                                |
| 輸出連線           | 二十 (20) 個 IEC-320-C13 ;<br>六 (6) 個 IEC-320-C19                                                         |
| 最大輸出電流 ( 插座 )  | IEC-320-C13 : 10 A ; IEC-320-C19 : 16 A 國際<br>IEC-320-C13 : 12.8 A ; IEC-320-C19 : 12.8 A UL ,<br>C-UL |
| 最大輸出電流 ( 相 )   | 32 A 國際 , 24 A UL , C-UL ( 降低額定值 )                                                                     |
| 最大輸出電流 ( 斷路器 ) | 16 A 國際 ;<br>12.8 A UL , C-UL ( 降低額定值 )                                                                |

### 實體規格

|                         |                                                                            |
|-------------------------|----------------------------------------------------------------------------|
| 尺寸<br>( 高 x 寬 x 深 )     | 162.5 x 5.5 x 4.6 公分<br>(64.0 x 2.2 x 1.7 英吋)<br>在斷路器的深度 : 9.4 公分 (3.7 英吋) |
| 運送包裝尺寸<br>( 高 x 寬 x 深 ) | 187.5 x 22.6 x 13.5 公分<br>(73.8 x 8.9 x 5.3 英吋)                            |
| 重量                      | 8.4 公斤 (18.5 磅)                                                            |
| 運送重量                    | 10.2 公斤 (22.5 磅)                                                           |

### 環境規格

|                                   |                                                             |
|-----------------------------------|-------------------------------------------------------------|
| 最大海拔高度<br>( 平均海平面以上 )<br>操作<br>存放 | 0 至 3048 公尺 (0 至 10,000 英尺)<br>0 至 15240 公尺 (0 至 50,000 英尺) |
| 溫度<br>操作<br>存放                    | 0 至 50° C (32 至 122° F)<br>-15 至 60° C (5 至 140° F)         |
| 濕度<br>操作<br>存放                    | 5 至 95% , 非凝結性<br>5 至 95% , 非凝結性                            |

## 法規認證

|      |                                                                                                                                                                            |
|------|----------------------------------------------------------------------------------------------------------------------------------------------------------------------------|
| 安全   | UL、C-UL、VDE、IRAM、SABS、GOST-R、SONCAP、CE                                                                                                                                     |
| EMC  | FCC Part 15 Class A、ICES-003 Class A、<br>VCCI-A、EN 55022 Class A、EN 55024、<br>EN 61000-3-2、EN 61000-3-3、<br>AS/NZS CISPR 22 Class A、<br>EU EMC DIRECTIVE 2004/108/EC- 最新版本 |
| 環境規格 | De11 6T198<br>EU RoHS DIRECTIVE 2002/95/EC- 最新版本                                                                                                                           |

本文件中的資訊如有變更，恕不另行通知。  
© 2012 Dell Inc. All rights reserved.

Reproduction of these materials in any manner whatsoever without the written permission of Dell Inc. is strictly forbidden.

Trademarks used in this text: *Dell*, and the *DELL* logo are trademarks of Dell Inc.

Other trademarks and trade names may be used in this document to refer to either the entities claiming the marks and names or their products. Dell Inc. disclaims any proprietary interest in trademarks and trade names other than its own.

型號 J521N

01/2012

零件編號 990-3872A